

ANNEX 1

REGISTRATION GUIDE FOR VIRTUAL ANNUAL GENERAL MEETING (AGM)

Step 1: Members must register their intention to attend the virtual AGM and vote.

- Members will receive an “Invitation to Attend Virtual AGM” via electronic mail by Thursday, 8 April 2021.
- Should you wish to observe and listen to the proceedings of the virtual AGM and vote electronically, you must register by following the instructions in the email.
- The closing date for registration is **Friday, 23 April 2021**.

GO TO THE AGM MEMBER PORTAL:

AGM Member Portal link: conveneagm.sg/2021sccagm or alternatively scan this QR code:



REGISTER AS MEMBER:

- Click the ‘**Register as Member**’ button.
- Fill out the Registration Form with your Full Name, Membership Number, Mobile Number and Registered Email Address with SCC.
- Tick to agree with the term of use and click the ‘**Submit Registration**’ button.



Step 2: Confirm your information is correct.

VERIFY YOUR INFORMATION AND SUBMIT REGISTRATION

The system will prompt you to verify that the information you have entered is correct:



Review your information and click 'Edit' if there are changes to be made or click 'Submit Registration' to proceed.

Step 3: Verify your email address and set your own password.

- Check the email inbox of the email address you provided and verify your email by opening the email sent by AGM@Convene <agmaccounts@conveneagm.com>
- If you cannot see the email in your inbox, please check your Spam/ Junk box.
- Click the 'Verify Your Email' button.

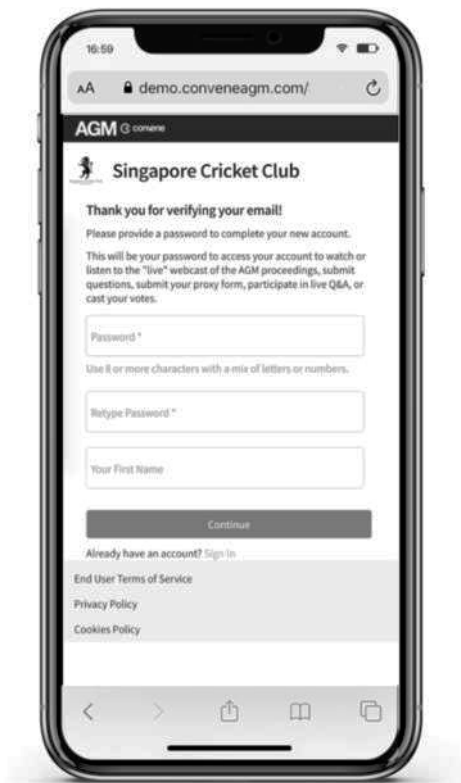


- After verifying your email address, you will be directed to a webpage for you to create your own password.

SETTING YOUR OWN PASSWORD

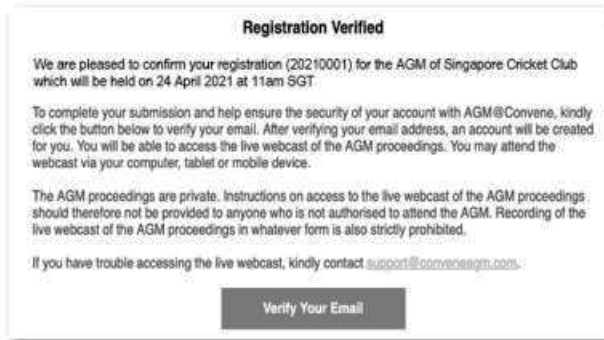
Create your own password. Make sure it is a secure and unique one which you can remember.

- Enter your password into the first box, and re-enter again in the second box.
- Enter your name into the third box.
- Click 'Continue' to confirm.



AUTHENTICATION

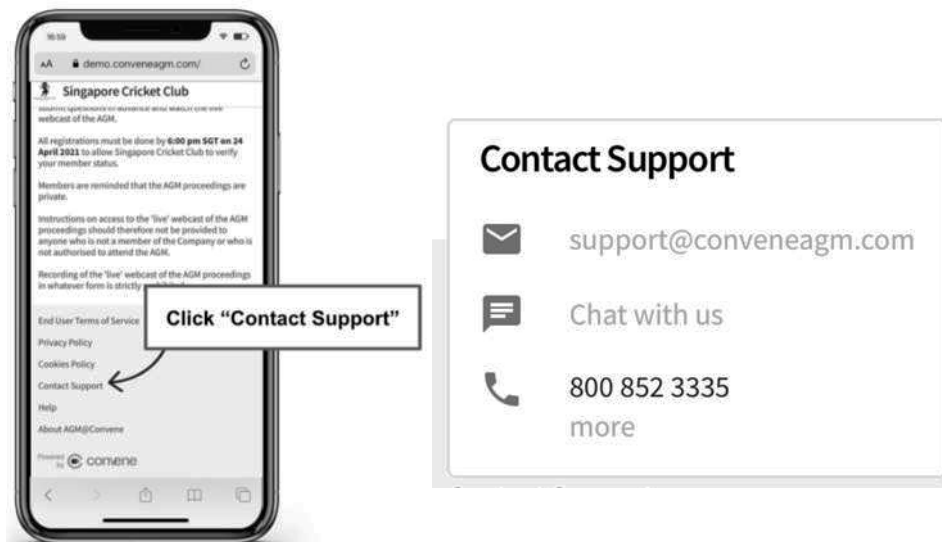
- Upon receiving your registration, the admin team will verify your details and authenticate your account to ensure only legitimate Members attend the virtual AGM.
- After verification and authentication, you will receive a further email in your email inbox within 2 working days.



TECHNICAL SUPPORT

Note: If you require any technical support, please click on the “Contact Support” at the bottom of the front page – from here, you can choose to receive assistance via email, live chat or telephone.

For Mobile Devices:



For Laptop/Desktop:



Step 4: Log into the AGM Member Portal to view the AGM Information.

- Revisit the AGM Member Portal:
Member Portal: conveneagm.sg/2021sccaqm or alternatively scan this QR code:



- Select Sign In and enter the Email Address and Password that you have set.



- After signing in, scroll down to find the 'About the Meeting' tab. From here, you will be able to view documents relating to the virtual AGM including Minutes of the Last AGM, the 2020 SCC Annual Report and Financial Statements, and Proposed Resolutions Documents.



Click "About the Meeting"



Annual General Meeting
24 Apr 2021 11:00 AM SGT

Singapore Cricket Club members must register to submit questions in advance, submit their proxy form online, and watch the live webcast of the AGM.

All registrations must be done by **6:00 pm SGT on 24 April 2021** to allow Singapore Cricket Club to verify your member status.

Members are reminded that the AGM proceedings are private.

Instructions on access to the 'live' webcast of the AGM proceedings should therefore not be provided to anyone who is not a member of the Company or who is not authorised to attend the AGM.

Recording of the 'live' webcast of the AGM proceedings in whatever form is strictly prohibited.

Documents relating to the AGM

Please click on the links below to view the documents relating to the AGM

1. Notice of AGM
2. Minutes of Last AGM
3. Annual Report with Financial Statement as at 31 December 2020
4. Proposed Resolution Documents
5. Guide for Electronic Voting

Go Back